



RIV Aktieninvest Global

As of 30.09.2019

Portrait		Price Data & Terms	
ISIN / WKN	DE000A0YFQ76 / A0YFQ7	Issue price	179,23 EUR
Domicile	Germany	Redemption price	178,33 EUR
Legal status	UCITS	<b>Net asset value (NAV)</b>	<b>179,23 EUR</b>
Fund category acc. to BVI	International Equity Fund	No Initial Sales Charge	-
Date of inception	28.12.2009	Redemption Fee*	0,50%
Fund volume	42.679.130,32 EUR	Total Expense Ratio (TER)	1,79%
End of fiscal year	31. March	No Performance Fee	-
Income utilization	Accumulation	Transaction Costs	0,02%
Currency	EUR	Real Total Expense Ratio	1,81%
Tax exemption	30% (German Private Investors)	*credited to the fund in its entirety	

Investment Policy

The investment focus lies on international equities with special consideration for companies with medium and small market capitalization. Investment risk and volatility are minimized by diversifying across issuers, industries, countries and currencies. The fund invests at least 51% in equities. At most 10% of the fund assets may be invested in other equity funds. Options, certificates and other derivatives as well as real estate funds and physical precious metals are not purchased. Hedging or overlay strategies are not executed. Experience and scientific research show that the costs of derivatives are higher than the benefits for private investors in the long-term.

Investment results since inception



Calculations of results include all costs and follow the BVI-methodology.

Monthly investment results since inception

	Jan	Feb	Mar	Apr	May	Jun	Jul	Aug	Sep	Oct	Nov	Dec	YTD	
<b>2009</b>													0,1%	<b>0,1%</b>
<b>2010</b>	-0,2%	1,0%	5,3%	0,9%	-2,6%	0,1%	0,6%	-0,7%	3,6%	1,5%	2,4%	6,5%	<b>19,3%</b>	
<b>2011</b>	-0,7%	1,0%	0,3%	-0,3%	0,2%	-2,7%	-2,6%	-7,1%	-7,4%	4,2%	-0,8%	1,1%	<b>-14,3%</b>	
<b>2012</b>	4,2%	4,0%	-0,6%	-0,1%	-3,6%	2,1%	2,9%	0,4%	1,4%	0,5%	0,5%	1,7%	<b>14,0%</b>	
<b>2013</b>	2,6%	3,1%	0,4%	-0,5%	0,8%	-2,9%	0,8%	-0,2%	3,5%	2,7%	0,3%	0,1%	<b>11,0%</b>	
<b>2014</b>	1,3%	3,6%	0,8%	-0,8%	1,1%	1,1%	-2,5%	1,6%	-0,8%	-1,7%	1,6%	0,2%	<b>5,4%</b>	
<b>2015</b>	6,0%	7,2%	2,3%	-0,9%	1,5%	-3,3%	0,8%	-3,9%	-3,5%	4,6%	3,0%	-3,0%	<b>10,4%</b>	
<b>2016</b>	-5,9%	2,0%	2,4%	1,0%	2,5%	0,4%	4,6%	-0,3%	1,8%	-0,6%	0,7%	2,7%	<b>11,3%</b>	
<b>2017</b>	2,5%	3,0%	1,9%	3,4%	1,0%	-0,6%	-1,6%	0,9%	3,2%	2,2%	-2,2%	2,1%	<b>17,0%</b>	
<b>2018</b>	-0,4%	-1,8%	-2,3%	2,1%	2,8%	-1,6%	1,5%	1,3%	-3,4%	-6,2%	-1,2%	-7,3%	<b>-15,8%</b>	
<b>2019</b>	8,5%	2,2%	-0,1%	2,7%	-5,0%	4,3%	-0,7%	-4,1%	2,5%				<b>9,9%</b>	

Costs since inception

Development of costs	03.2010*	03.2011	03.2012	03.2013	03.2014	03.2015	03.2016	03.2017	03.2018	03.2019
Total Expense Ratio (TER)	1,88%	1,90%	1,84%	1,84%	1,84%	1,80%	1,82%	1,80%	1,79%	1,79%
Transaction Costs	0,58%	0,45%	0,06%	0,06%	0,06%	0,02%	0,04%	0,04%	0,03%	0,02%
Performance Fees	Performance fees do not exist.									
Real Total Expense Ratio	2,46%	2,35%	1,90%	1,90%	1,90%	1,82%	1,86%	1,84%	1,82%	1,81%

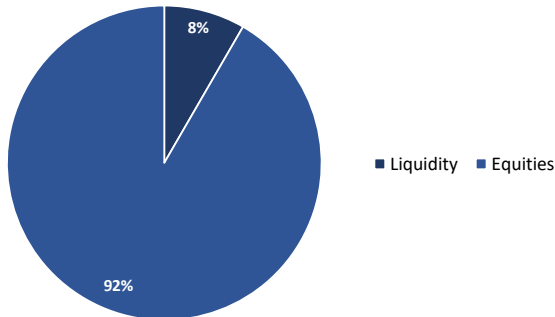
\*The fiscal year 2010 was an abbreviated fiscal year with 94 days



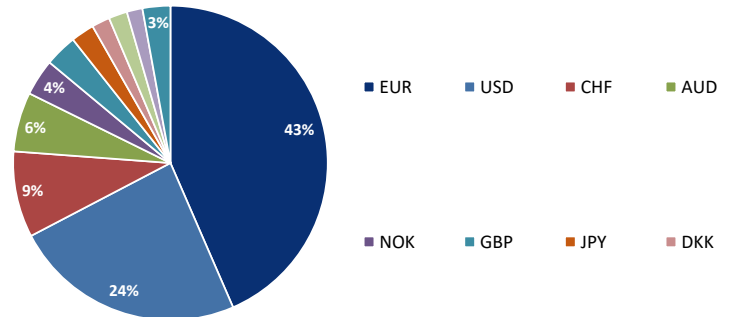
RIV Aktieninvest Global

As of 30.09.2019

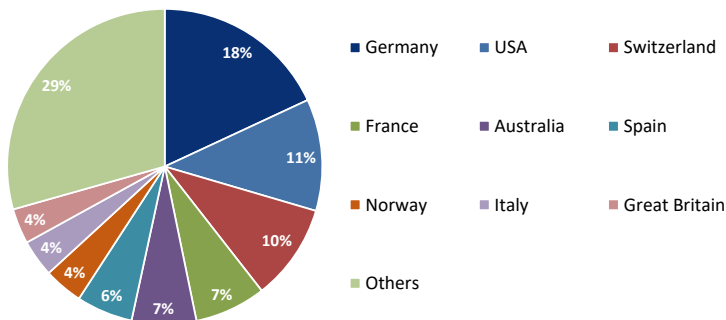
Fund - Asset Allocation



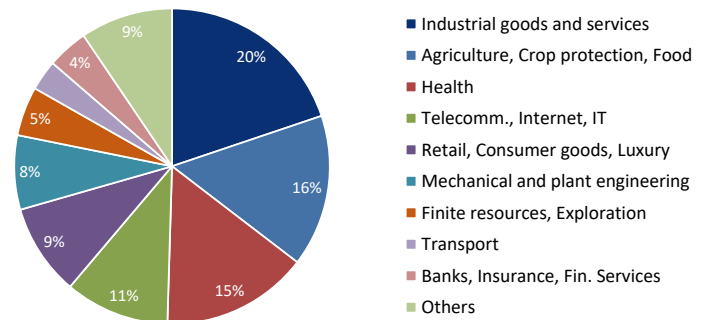
Fund - Currency Structure



Equities - Country Structure



Equities - Thematic Structure



Equities - Top-10

ISRA VISION AG	3,65%
CSL Ltd.	3,24%
Cochlear Ltd.	3,04%
Straumann Holding AG	2,73%
Mowi ASA	2,55%
Hannover Rück SE	2,18%
Methanex Corp.	1,87%
PT Telekomunikasi Indonesia Tbk	1,85%
Rolls Royce Holdings PLC	1,80%
Dr Reddy's Laboratories Ltd.	1,76%

Bonds - Top-10

ISRA VISION AG	3,65%
CSL Ltd.	3,24%
Cochlear Ltd.	3,04%
Straumann Holding AG	2,73%
Mowi ASA	2,55%
Hannover Rück SE	2,18%
Methanex Corp.	1,87%
PT Telekomunikasi Indonesia Tbk	1,85%
Rolls Royce Holdings PLC	1,80%
Dr Reddy's Laboratories Ltd.	1,76%

Investment Management Company

R.I. Vermögensbetreuung AG  
 Ottostraße 1  
 76275 Ettlingen  
 Germany  
 Telefon: +49 7243 21583  
 Telefax: +49 7243 215859  
<http://www.riv.de>

Custodian Bank

Hauck & Aufhäuser Privatbankiers AG  
 Kaiserstraße 24  
 60311 Frankfurt am Main  
 Germany  
 Telefon: +49 69 2161-0  
 Telefax: +49 69 2161-1340  
<http://www.hauck-aufhaeuser.com>

Disclaimer

This presentation is an advertising document. It solely serves the purpose to inform and is based on the latest information which is available to R.I. Vermögensbetreuung AG. Where necessary, information may be based on applicable and suitable estimates which are chosen by R.I. Vermögensbetreuung AG. The accuracy of the content of this document cannot be guaranteed. Neither R.I. Vermögensbetreuung AG nor the executive directors or the employees are liable for any of the presented information or data, which may be changed, removed or supplemented without prior notice. The fund value fluctuates. Historical investment results only allow investors to draw limited conclusions about similar results in the future. Please refer to the sales prospectus for detailed information (detailed and simplified prospectus, the last published annual and semi-annual report), which may be downloaded from the homepage of the investment management company free of charge. No assurance can be made that the objectives of the investment policy are met within the investment holding period of the investor. The fund is subject to general market risk. The value of the fund and therefore the value of every single fund share can increase or decrease compared to the issue price. This may have the consequence that investors may not recover their full initial investment amount when selling shares. This risk declines with longer investment holding periods. Statements on taxation do not constitute specific legal or tax advice. Every investor is advised to consult with a tax advisor to evaluate the personal tax treatment of an investment in the fund. For further information or in case of questions, please do not hesitate to contact the investment management company.